

Teknik Veriler / Technical Data


 **Çalışma gerilimi**
Operating voltage
300 V

 **İzolasyon direnci**
Insulation resistance
Min 5000 Mohm xKm

 **Çalışma sıcaklığı**
Operating temperature
-20 ... +70°C (RE-2Y..)
-20 ... +90°C (RE-2X..)


 **Bükme yarıçap**
Bending radius
Min. 10 x Ø

 **Test gerilimi**
Test voltage
1000 V

 **Referans standart**
Reference standard
EN 50288 - 7 VDE 0815

 **Kısa devre sıcaklığı Max.**
Short-circuit temperature Max.
160°C


 **Kapasite (800 Hz)**
Capacitance (800Hz)
Max. 150 pf/m

 **(L/R) ratio**
(L/R) ratio
< 25 uH/Ohm 1 mm2 'ye kadar
<40uH/Ohm 1,5 mm2 'ye kadar
<60 uH/Ohm 2,5 mm2 'ye kadar

 **Alev iletmeme**
Flame retardant
EN 50288-1

RE-2YCY-fl & RE-2XCY-fl

300 V



Kullanım Alanları

Enstrumantasyon kabloları, veri işleme ve kontrol süreçlerinde kullanılırlar. Düşük seviye hat zayıflamaları ve düşük kapasite değerleri ile bu kablolar yeraltı, açık yada nemli ortamlı sabit tesisatlara uygundur.

Applications

Instrumentation cables are used in data processing and process control. Low level of line attenuations and low mutual capacitances these cables are suitable for fixed installations in damp locations, in open spaces and for underground laying


Kablo Yapısı / Cable Structure		Uygulanan Testler / Applied Tests	
İletken Conductor	: Tavlı bükülü bakır tel (HD 383 S2 Class 2) : Stranded copper wire (HD 383 S2 Class 2)	Yapısal boyut testleri Structural dimension tests	: HD 21.2, EN 50288
İzolasyon Insulation	: PE compound (EN 50290-2-23 / L/MD) XLPE compound (EN 50290-2-29) : PE compound (EN 50290-2-23 / L/MD) XLPE compound (EN 50290-2-29)	Mekanik testler Mechanical tests	: EN 50289-3-2, EN 50289-3-4, EN 50289-3-5, EN 60811-1-1, EN 60811-1-2, EN 60811-1-3, EN 60811-3-1, EN 60811-3-2 EN 60811-1-4, EN 60811-4-2
Damar renkleri Core Identification:	: Siyah ve beyaz numaralı : Black and White numbered	Elektriksel testler Electrical tests	: HD 21.2
Büküm Lay-up	: Çiftli bükülü katlar halinde büküm : Double stranded in layers	Yangın performans testleri Fire performance tests	: EN 50265-2-1, EN 50288-1
Ayırıcı Separator	: Polyester bant : Polyester tape		
Ekran Screen	: Kalaylı bakır örgü ekran : Tinned copper braid screen		
Dış kılıf Outer sheath	: PVC bileşik (EN 50290-2-27 / TM51) : PVC compound (EN 50290-2-27 / TM 51)		
Kılıf Rengi Sheath Color	: Siyah veya Mavi : Black or Blue		

Damar Sayısı x İletken Kesiti (mm ²)	Dış Çap yaklaşık (mm)	Bakır Faktörü (kg/km)	Kablo Ağırlığı yaklaşık (kg/km)
Core Numbers Conductor Section (mm ²)	O.D approx (mm)	Copper Factor (kg/km)	Cable Weight approx (kg/km)
1x2x0,50	5,6	20,0	40,0
2x2x0,50	8,1	37,0	75,0
4x2x0,50	9,8	67,0	120,0
5x2x0,50	10,3	78,0	140,0
6x2x0,50	11,0	90,0	155,0
8x2x0,50	12,4	115,0	200,0

Damar Sayısı x İletken Kesiti (mm ²)	Dış Çap yaklaşık (mm)	Bakır Faktörü (kg/km)	Kablo Ağırlığı yaklaşık (kg/km)
Core Numbers Conductor Section (mm ²)	O.D approx (mm)	Copper Factor (kg/km)	Cable Weight approx (kg/km)
10x2x0,50	13,5	138,0	235,0
12x2x0,50	14,7	162,0	275,0
16x2x0,50	16,5	207,0	345,0
20x2x0,50	18,3	252,0	420,0
24x2x0,50	20,1	329,0	520,0
1x2x0,75	6,2	26,0	55,0

RE-2YCY-fl & RE-2XCY-fl

300 V



Damar Sayısı x İletken Kesiti (mm ²)	Dış Çap yaklaşık (mm)	Bakır Faktörü (kg/km)	Kablo Ağırlığı yaklaşık (kg/km)
Core Numbers Conductor Section (mm ²)	O.D approx (mm)	Copper Factor (kg/km)	Cable Weight approx (kg/km)
2x2x0,75	9,2	55,0	100,0
4x2x0,75	10,6	89,0	150,0
5x2x0,75	11,3	106,0	180,0
6x2x0,75	12,1	123,0	200,0
8x2x0,75	13,5	158,0	250,0
10x2x0,75	15,0	191,0	305,0
12x2x0,75	16,1	225,0	350,0
16x2x0,75	18,3	290,0	450,0
20x2x0,75	20,7	389,0	580,0
24x2x0,75	22,2	456,0	680,0
1x2x1	6,6	32,0	60,0
2x2x1	9,9	67,0	115,0
4x2x1	11,5	112,0	180,0
5x2x1	12,2	133,0	210,0
6x2x1	13,1	156,0	240,0
8x2x1	14,8	200,0	310,0
10x2x1	16,2	244,0	370,0
12x2x1	17,7	288,0	435,0
16x2x1	20,5	407,0	595,0
20x2x1	22,4	495,0	715,0
24x2x1	24,4	583,0	840,0
1x2x1,3	7,2	39,0	70,0

* Yüksek akım enerji beslemesi için uygun değildir.

* Standart ambalajlama

Kangal < 30 kg ve 250 mt < Makara

Damar Sayısı x İletken Kesiti (mm ²)	Dış Çap yaklaşık (mm)	Bakır Faktörü (kg/km)	Kablo Ağırlığı yaklaşık (kg/km)
Core Numbers Conductor Section (mm ²)	O.D approx (mm)	Copper Factor (kg/km)	Cable Weight approx (kg/km)
2x2x1,3	10,9	83,0	140,0
4x2x1,3	12,9	140,0	220,0
5x2x1,3	13,5	167,0	260,0
6x2x1,3	14,7	196,0	305,0
8x2x1,3	16,5	253,0	380,0
10x2x1,3	18,3	310,0	465,0
12x2x1,3	20,3	398,0	585,0
16x2x1,3	23,0	513,0	750,0
20x2x1,3	25,2	626,0	900,0
24x2x1,3	27,4	738,0	1.060,0
1x2x1,5	7,4	44,0	80,0
2x2x1,5	11,2	92,0	150,0
4x2x1,5	13,3	157,0	240,0
5x2x1,5	14,0	188,0	280,0
6x2x1,5	15,2	221,0	330,0
8x2x1,5	17,3	286,0	425,0
10x2x1,5	18,9	350,0	515,0
12x2x1,5	21,0	448,0	640,0
16x2x1,5	23,8	579,0	825,0
20x2x1,5	26,3	708,0	1.005,0
24x2x1,5	28,6	836,0	1.180,0

* Not suitable for high current power supply

* Standard packaging

Coil < 30 kg and 250 mt < Drum