




Teknik Veriler / Technical Data


 **Çalışma gerilimi**
Operating voltage
500 V

 **İzolasyon direnci**
Insulation resistance
Min 5000 Mohm xKm

 **Çalışma sıcaklığı**
Operating temperature
-20 ...+70°C (RE-2Y..)
-20 ...+90°C (RE-2X..)


 **Bükme yarıçap**
Bending radius
Min. 15 x Ø

 **Test gerilimi**
Test voltage

 **Referans standart**
Reference standard
EN 50288 - 7 VDE 0815

 **Kısa devre sıcaklığı Max.**
Short-circuit temperature Max.
160°C

 **Kapasite (800 Hz)**
Capacitance (800Hz)
Max. 150 pF/m

 **(L/R) ratio**
(L/R) ratio
<25 İuH/Ohm 1 mm2 'ye kadar
<40 İuH/Ohm 1,5 mm2 'ye kadar
<60 İuH/Ohm 2,5 mm2 'ye kadar

 **Alev iletme**
Flame retardant
EN 50288-1

RE-2Y(St)YSWAY-fl-PIMF & RE-2X(St)YSWAY-fl-PIMF

500 V



Kullanım Alanları

Enstrumantasyon kabloları, veri işleme ve kontrol süreçlerinde kullanılırlar. Düşük seviye hat zayıflamaları ve düşük kapasite değerleri ile bu kablolar yeraltı, açık yada nemli ortamlı sabit tesisatlara uygundur.

Applications

Instrumentation cables are used in data processing and process control. Low level of line attenuations and low mutual capacitances these cables are suitable for fixed installations in damp locations, in open spaces and for underground laying

Kablo Yapısı / Cable Structure		Uygulanan Testler / Applied Tests	
İletken Conductor	: Tavlı bükülü bakır tel (HD 383 S2 Class 2) : Stranded copper wire (HD 383 S2 Class 2)	Yapısal boyut testleri Structural dimension tests	: HD 21.2, EN 50288
İzolasyon Insulation	: PE compound (EN 50290-2-23 / L/MD) XLPE compound (EN 50290-2-29) : PE compound (EN 50290-2-23 / L/MD) XLPE compound (EN 50290-2-29)	Mekanik testler Mechanical tests	: EN 50289-3-2, EN 50289-3-4, EN 50289-3-5, EN 60811-1-1, EN 60811-1-2, EN 60811-1-3, EN 60811-3-1, EN 60811-3-2 EN 60811-1-4, EN 60811-4-2
Damar renkleri Core Identification:	: Siyah ve beyaz numaralı Black and White numbered	Elektriksel testler Electrical tests	: HD 21.2
Büküm Lay-up	: İkili büküm Double stranded	Yangın performans testleri Fire performance tests	: EN 50265-2-1, EN 50288-1
Ayırıcı Separator	: Polyester bant Polyester tape		
Bireysel Ekran Individual Screen:	: Toprak teli ve Al-pes folyo Drain wire and Al-pes foil		
Büküm Lay-up	: Katlar halinde büküm In layers stranding		
Ayırıcı Separator	: Polyester bant Polyester tape		
Ekran Screen	: Toprak teli ve Al-pes folyo Drain wire and Al-pes foil		
İç kılıf Inner sheath	: PVC bileşik (EN 50290-2-27 / TM51) PVC compound (EN 50290-2-27 / TM 51)		
Zırh Armoring	: Galvaniz çelik tel Galvanized steel wire		
Dış kılıf Outer sheath	: PVC bileşik (EN 50290-2-27 / TM51) PVC compound (EN 50290-2-27 / TM 51)		
Kılıf Rengi Sheath Color	: Siyah veya mavi Black or blue		

RE-2Y(St)YSWAY-fi-PIMF & RE-2X(St)YSWAY-fi-PIMF

500 V



Damar Sayısı x İletken Kesiti (mm ²)	Dış Çap yaklaşık (mm)	Bakır Faktörü (kg/km)	Kablo Ağırlığı yaklaşık (kg/km)
Core Numbers Conductor Section (mm ²)	O.D approx (mm)	Copper Factor (kg/km)	Cable Weight approx (kg/km)
2x2x0,50	14,9	34,0	335,0
4x2x0,50	16,7	62,0	425,0
5x2x0,50	17,5	77,0	470,0
6x2x0,50	18,5	91,0	515,0
8x2x0,50	21,2	120,0	715,0
10x2x0,50	22,9	149,0	815,0
12x2x0,50	24,3	178,0	905,0
16x2x0,50	27,0	235,0	1.080,0
20x2x0,50	29,6	293,0	1.270,0
24x2x0,50	32,4	350,0	1.600,0
2x2x0,75	15,9	43,0	375,0
4x2x0,75	17,7	82,0	475,0
5x2x0,75	18,6	101,0	525,0
6x2x0,75	20,5	120,0	690,0
8x2x0,75	22,5	158,0	800,0
10x2x0,75	24,4	197,0	925,0
12x2x0,75	25,9	235,0	1.025,0
16x2x0,75	28,8	312,0	1.230,0
20x2x0,75	32,5	389,0	1.691,0
24x2x0,75	34,9	466,0	1.840,0
2x2x1	16,7	53,0	405,0
4x2x1	18,6	101,0	525,0
5x2x1	20,5	125,0	685,0
6x2x1	21,7	149,0	760,0
8x2x1	24,0	197,0	905,0

* Yüksek akım enerji beslemesi için uygun değildir.

* Standart ambalajlama

Kangal < 30 kg ve 250 mt < Makara

Damar Sayısı x İletken Kesiti (mm ²)	Dış Çap yaklaşık (mm)	Bakır Faktörü (kg/km)	Kablo Ağırlığı yaklaşık (kg/km)
Core Numbers Conductor Section (mm ²)	O.D approx (mm)	Copper Factor (kg/km)	Cable Weight approx (kg/km)
10x2x1	25,8	245,0	1.030,0
12x2x1	27,7	293,0	1.160,0
16x2x1	32,0	389,0	1.600,0
20x2x1	34,8	485,0	1.850,0
24x2x1	37,2	581,0	2.075,0
2x2x1,3	17,6	64,0	445,0
4x2x1,3	20,7	123,0	690,0
5x2x1,3	21,8	153,0	765,0
6x2x1,3	23,3	183,0	860,0
8x2x1,3	25,6	242,0	1.015,0
10x2x1,3	27,9	302,0	1.175,0
12x2x1,3	30,1	361,0	1.345,0
16x2x1,3	34,5	480,0	1.825,0
20x2x1,3	37,4	600,0	2.100,0
24x2x1,3	40,6	719,0	2.420,0
2x2x1,5	18,2	72,0	470,0
4x2x1,5	20,7	139,0	630,0
5x2x1,5	21,9	173,0	705,0
6x2x1,5	24,1	206,0	915,0
8x2x1,5	26,8	274,0	1.100,0
10x2x1,5	29,0	341,0	1.260,0
12x2x1,5	31,5	408,0	1.460,0
16x2x1,5	35,9	542,0	1.960,0
20x2x1,5	39,1	677,0	2.275,0
24x2x1,5	43,3	811,0	2.890,0

* Not suitable for high current power supply

* Standard packaging

Coil < 30 kg and 250 mt < Drum